


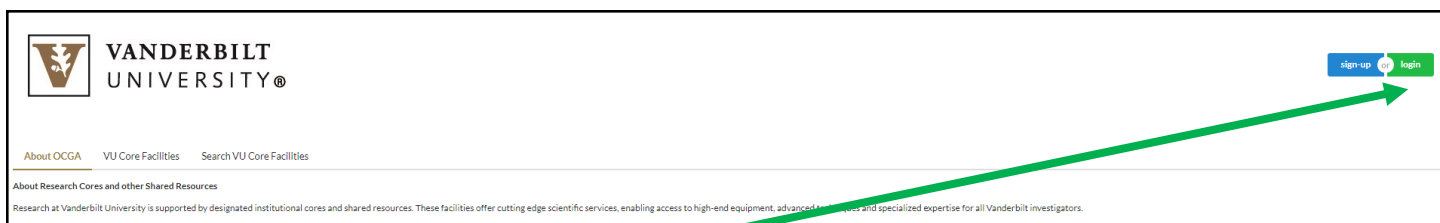
If you **DO NOT** already have an iLab account, start here.

<https://vanderbilt.corefacilities.org/sc/4324/vanderbilt-cell-imaging-shared-resource-cisr-core/?tab=about>

1. Register for an iLab account. Click blue “sign-up” on far right.
2. Continue to step 3 below.

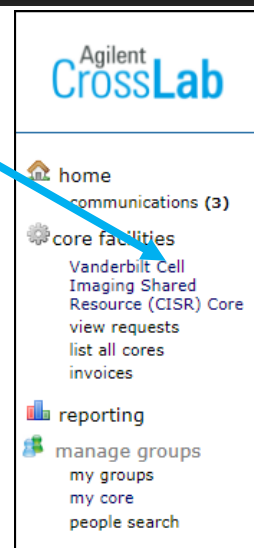
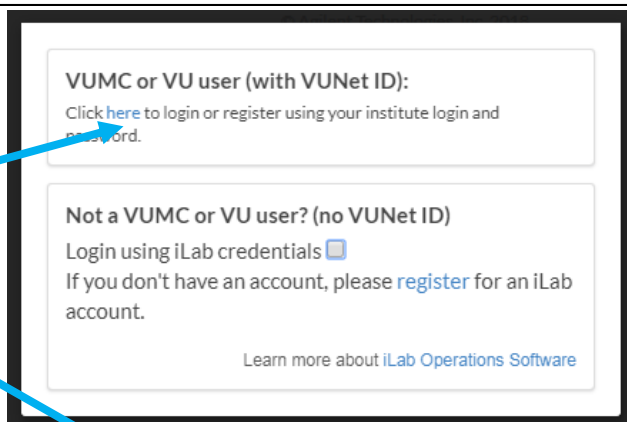


If you **DO** already have an iLab account, start here.



3. Login. Click green “login” on far right to login with VUNetID and password.
4. Click blue “here” on pop up window.
5. Login with VUNetID and password.
6. To gain access to CISR, choose “Vanderbilt Cell Imaging Shared Resource (CISR)” from list of core facilities on left of page.
7. To go to the CISR iLab page directly, the CISR landing page is —

<https://vanderbilt.corefacilities.org/sc/4324/vanderbilt-cell-imaging-shared-resource-cisr-core/?tab=about>



Questions?

Sean Schaffer—sean.schaffer@vanderbilt.edu, 615-936-3706
Jenny Schafer—jenny.c.schafer@vanderbilt.edu, 615-322-6687