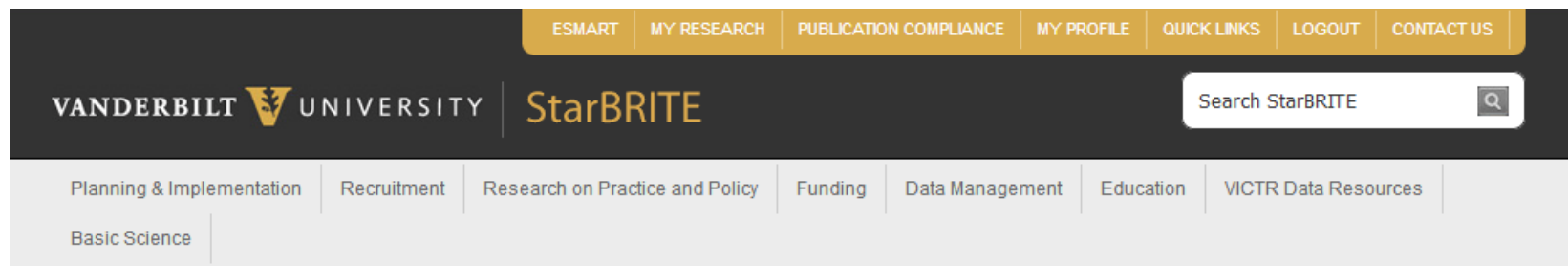


## Instructions for Requesting a Pathways Studio

Requesting a Pathways Studio is substantially similar to requesting any other type of Studio. Visit StarBRITE to create a VICTR Resource Request: <https://starbrite.app.vumc.org/funding/src/>

Create a new request.



The image shows the top navigation bar of the StarBRITE application. It features a dark header with the Vanderbilt University logo and the StarBRITE name. A search bar is located on the right. Below the header is a horizontal menu with various categories: Planning & Implementation, Recruitment, Research on Practice and Policy, Funding, Data Management, Education, and VICTR Data Resources. The 'Funding' category is currently selected.

[Home](#) » [Funding](#) » Manage Existing Applications

## VICTR Resource Request > My Applications

[my applications](#) [+ new request](#)

Use this application to request VICTR resources or to amend a previously approved request >\$2,000\*. To begin a new application, click "New Request". If you started and saved a request, it will be listed below. Active requests appear at the top of the screen and inactive requests (i.e., previously closed) appear at the bottom of the screen. To access a request, highlight the title by clicking on it and choose an action from the toolbar (view, edit, amend\*\*, delete).

Fill in your name as both the Primary Investigator and the Primary Contact.

**vrr** | VR53671

Personnel Project Info Grants Research Science Resources

### VICTR Resource Request - PI & Study Personnel

Tell us about your research team. Here you can designate and assign roles to the Principal Investigator, co-investigators, trainees you can add study personnel and assign permissions.

\* Denotes a required field

#### Study Personnel Permissions

LEARN ABOUT PERSONNEL ROLES

Role Name	Search By VUNET or Name	View Application	Print Application & Redemption Ticket
* Principal Investigator ⓘ	Helton, Rebecca [heltonre] ✓ ✗	<input checked="" type="checkbox"/>	<input checked="" type="checkbox"/>
* Primary Contact ⓘ	Helton, Rebecca [heltonre] ✓ ✗	<input checked="" type="checkbox"/>	<input checked="" type="checkbox"/>
OTHER ▾	Type at least 3 characters to search...	<input checked="" type="checkbox"/>	<input checked="" type="checkbox"/>

## Project Title & IRB

- For the first question answer **Yes**.
- For the second question answer **No**. (answer no, even if you think BioVU is a future/current direction)
- Title: enter **Pathways** followed by the theme you chose.
- Start date: enter today's date
- End date: June 30 (this is not binding; field must fall within fiscal year)

Personnel Project Info Grants Research Science Resources Documents Finalize

VICTR Resource Request - Project Information Questions ?

Great! Now let's enter your project information.

\* Denotes a required field SAVE & CONTINUE

### Project Title and IRB

\* Is this application request solely for a studio session?  
 Yes  
 No

\* Is this application request to access BioVU DNA, existent genetic data, plasma, or other BioVU-related service(s)?  
 Yes  
 No

\* Title Enter the word "Pathways" and which of the eight Pathways you intend to do. PATHWAYS: [theme]

\* Project Start Date:

\* Project End Date: Start Date: enter today's date  
End Date: June 30; not binding

## Study & Grant Information

- Primary funding source: **Department/Institutional**
- Department or Institution: **Office of Clinical & Translational Scientist Development**
- You are **not requesting CRC resources**.
- Do not check any boxes for association with programs.

VICTR Resource Request - Grant Information Questions ?

Let us know if there are other funding sources for this study!

\* Denotes a required field SAVE & CONTINUE

### Study and Grant Information

\* What is the primary funding source for this study? ⓘ

- Federal
- Foundation
- Industry
- Department/Institutional
- VICTR Resource Request
- Other

\* Department or Institution:

Office of Clinical & Translational Scientist Development

\* To determine eligibility for VICTR funded Clinical Research Center resources, please indicate if any of the following apply to this study:

- Not requesting CRC resources
- Early stage trial with specialized use of the CRC (e.g. phase 0, proof of concept study, requires specialized equipment, requires intensive support)
- Research carried about by an early investigator (PI has not yet previously competed successfully for a substantial NIH independent research award)
- None of the above

Please select if this study is associated with any of the programs listed (check all that apply, if any):

- Aspirnaut

Do not check any boxes for association with these programs.

## Research & Study Information

- Type **N/A** for the question about responsibility for the statistical plan.
- Complete the other sections as needed to best describe your research for the CTSA database. This information is not directly relevant to your Pathways Studio.

Research & Study Information SAVE & CONTINUE

\* Who is responsible for the statistical plan in your research proposal?:

\* Research Category Term 1 (check all that apply):  
[Definitions of Terms - Translational Science Spectrum](#)

- Clinical Implementation
- Clinical Research
- Pre-Clinical Research
- Public Health

\* Research Category Term 2 (check all that apply):

- Biomedical Informatics / Health Informatics
- Clinical Epidemiology
- Clinical Trial
- Digital Health and Social Media
- Mechanistic Basic to Clinical
- Method or Process Development
- Outcomes Research, Health Services Research, and Comparative Effectiveness
- Pediatric


\* Research Type (check all that apply):

- Basic (Bench, biomedical, cellular and molecular basis of disease, disease specific)
- Basic (Bench, fundamental, not disease targeted, viral/bacterial genetics, biological processes, etc.)

[screen continues on next page]

## Research & Study Information (continued)

- Research area: select the answer as relevant to your research.
- Number of subjects: **0**
- Multi-center trial: **No**
- Clinical Study Phase: **N/A**
- Study locations should be left blank.

\* Please choose the Research Area that best fits this study: Select one 

\* Indicate the number of subjects for which you are requesting for the overall study design:

\* Is this a multicenter trial?:  
 Yes  
 No

\* Clinical Study Phase:  
 N/A  
 Exploratory  
 I  
 IIa  
 IIb  
 III  
 III/IV  
 IV  
 V

Specific Study Location(s) (check all that apply):  
 CRC > Medical Center North  
 CRC > Pediatric

This list is left blank..

## Additional Study Information

- Hypothesis: enter your current grant (VFRS, KL2, TL1) hypothesis.
- Abstract: explain why you chose this Pathway and how it will lead to career goals. (1-2 paragraphs)
- Translational: describe your research's impact on human health.
- Data: select Other, then state you plan to complete the Pathway.

VICTR Resource Request - Scientific Information Questions

Now, tell us more about your study!

\* Denotes a required field SAVE & CONTINUE

### Additional Study Information

\* VICTR supports hypothesis-driven research. Describe the clear and concise **hypothesis** for this study:

Use hypothesis of current grant (VFRS, KL2, TL1)

\* Provide an **abstract** describing the problem this study will address (less than 250 words):

Why did you choose this Pathway?

\* Studies must be clinically translational to humans, communities, or health services meaning they tie findings to diagnosis or treatment of human disease and/or improves health.

Clarify how this study is **clinically translational**:

Relevance to improving human health.

\* If the data collected are meaningful and the project is successful, do you expect to (check all that apply):

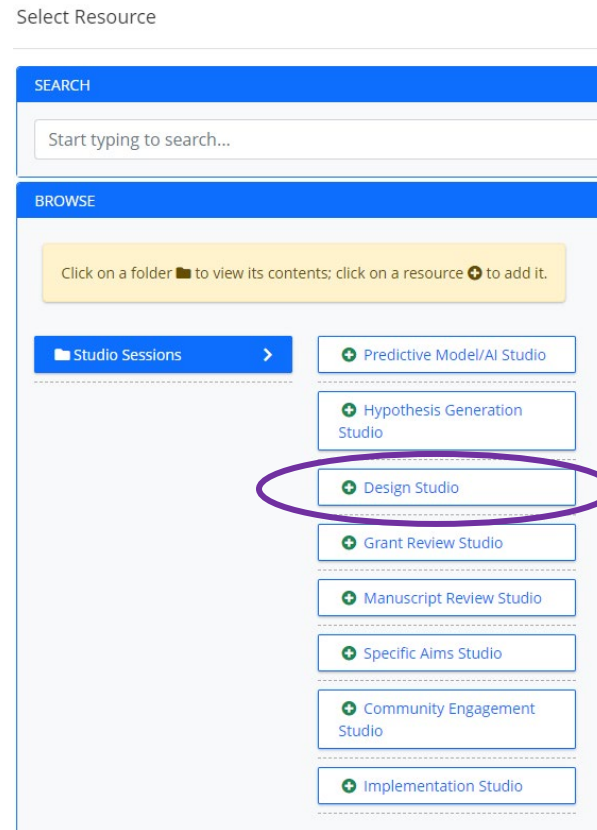
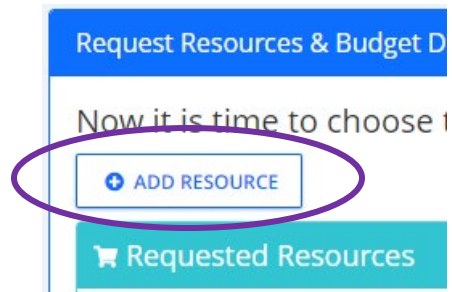
- Apply for external grant funding (and if so, when)
- Change the focus on a subsequent research project
- Conduct additional or another phase of pilot work
- Find collaborators to continue the work in this area
- Other
- Publish a manuscript

\* Specify Other:

Answer "Other" and note that you plan to complete your Pathway.

## Request Resources & Budget Development

- Select **Add Resource**. In the pop-up, select **Studio Sessions** > **Design Studio**.





## Request Resources & Budget Development (continued)

### Design Studio

- Select current budget period.
- Select **1 unit**. (\$500 will auto-populate into the next field.)

Design Studio  
Studio Sessions

[BACK TO RESOURCES](#)

**+ Add Resource**

**i** About this resource

#### Design Studio

The **Design Studio** will assist investigators with developing improved translational research protocols that take advantage of the breadth of study design options available to address the specific research hypotheses.

Contact: Research Support Services  
Email: [research.support.services@vanderbilt.edu](mailto:research.support.services@vanderbilt.edu)  
Telephone: (615) 322-7343

\* Select the budget period you are requesting this resource for:

Select a budget period

*You can only request this resource once per budget period.*

\* How many units do you need to use?

\* Amount requested

\$ 500.00

## Request Resources & Budget Development (continued)

### Design Studio

- Text box after the budget is the most important section for a Pathways Studio.
- **Scroll down within** the text box until you see **PATHWAY STUDIO**.
  - **#2:** choose
  - **#3:** Yes, by grant
  - **#4:** mentors will be invited to the Studio
  - **#5:** optional. You may list names of faculty or specific content areas (and we will help find faculty)
  - **#6:** what do you want access to?
  - **#7:** describe WHY you are choosing this Pathway. What is your knowledge gap? What is your career goal? Why will this Pathway help get you there?

\* Describe resource in sufficient detail to ensure reviewers understand the scientific rationale

\*\*\*\*\*

↓  
PATHWAY STUDIO

1) Is this a Pathways studio? These Studios are open to VFRS, KL2, and TL1 scholars only at this time.

2) If yes, please select type of Pathway Studio.

\_Big Data Science Methods  
\_Biostatistics & Epidemiology  
\_Clinical Context for PhD Scientists  
\_Learning Healthcare System  
\_Measurement Methods  
\_Race, Ethnicity, Disadvantage, & Health  
\_Sex & Gender Biology  
\_Technology Transfer & Innovation

3) Is this Studio required by your Department or Division?

4) Please list Mentor(s) (if applicable):

5) List any experts you would like to invite your studio:

\_\_\_\_\_  
\_\_\_\_\_  
\_\_\_\_\_

6) Please state specific questions for the expert panel:

a.  
b.  
c.

7) Provide a short description for why you are pursuing the Pathway selected as well as the specific expertise you hope to gain (text provided will be used in the invitation to experts for context).

## Documents

- Upload your **(PI) biosketch**. If you do not have a biosketch, visit this NIH site and download the sample and template that apply to you to create one: <https://grants.nih.gov/grants/forms/biosketch.htm>
- **Predoc students** will also require a **Mentor Biosketch** and a **Mentor Approval Letter**. The letter can be very brief and informal, and just needs to state that your mentor is aware you are requesting the Studio with his/her support.

Documents Questions ?

Please upload required documents and/or any other related documents that may help reviewers better understand your resource request.

\* Denotes a required field SAVE & CONTINUE

Document Uploads

Document Type	Document Name	Add Document	Remove Document
* PI Biosketch	Choose File No file chosen	+	🗑️
Mentor Letter	Choose File No file chosen		

## That's it!

Once you have uploaded all the documents, you're ready to submit. Studio managers will contact you to schedule your Pathway Studio.

Please let Dr. Ashley Hood know you have submitted the request.