


OFFICE OF SCHOOL PERFORMANCE AND ACCOUNTABILITY

PASL To The Tassel – Personalization of Academic and Social-Emotional Learning

Michael J. Ramirez, Director

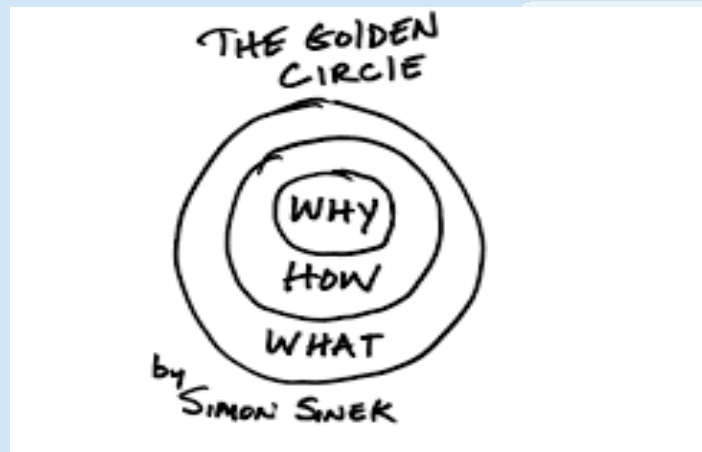
Alan Strauss, Director



BROWARD COUNTY PUBLIC SCHOOLS

WHAT TO EXPECT


- WHY: Purpose Driven
- HOW: Design
- WHAT: Implementation Plan
- RESULTS: Data-Driven
- NEXT STEP: Scaling Out



THE WHY - DRIVEN PURPOSE


PASL is an environment where students feel cared for and known

- Student connectivity to the educational environment directly correlates to graduation from high school
- Ninth grade school year leading indicator of successful completion of high school



THE HOW - DESIGN

- Establishment of Design Innovation Teams: District-Based / School-Based
- Summer Leadership Professional Development
- Instructional Strategies: Lessons / Rapid Check-Ins
- Preliminary implementation: Sample pilot population
- Scaling In / Out



THE WHAT – Implementation Plan

BLANCHE ELY HIGH SCHOOL



VISION/MISION:

- Form caring relationships
- Culture of high expectations focused on preparation for post-secondary

PROCESS:

- Power of Period 1
- PASL PLC Cross Talks with teachers
- On-going PD/Data Chats

PIPER HIGH SCHOOL



VISION/MISSION:

- Committed to respect, integrity and dignity

PROCESS:

- Formed Educator Teams
- PD Provided to 90 teachers
- Intentional Points of Contact
- Norms of Engagement
- Academic Tuesdays
- Data Chats with a Heart

CHARLES W. FLANAGAN HIGH SCHOOL



VISION/MISION:

- Personalize learning experience for every student to meet individual needs

PROCESS:

- Kefford's Kids mentoring
- Lessons on Goal-setting/ Decision-making
- RCI's On-Going Quarterly
- On-going Data Chats

DATA-DRIVEN PASL RESULTS

BLANCHE ELY HIGH SCHOOL

83% of students have a GPA above 2.0

13% of students received a discipline referral

4% of students received multiple referrals

Student Attendance Rate: 95%

Freshmen Class: 548 students

PIPER HIGH SCHOOL

78% of students have GPA above 2.0

35% of students have a GPA above 3.0

5% of students received a discipline referral

18% reduction in the number of students on quarterly D/F report

Freshmen Class: 591 students

CHARLES W. FLANAGAN HIGH SCHOOL

90% of students have GPA above 2.0

63% of students have a GPA above 3.0

10% of students received a discipline referral


Learning gains for students in lower quartile increased from 48% to 67%

Freshmen Class: 750 students

NEXT STEP - SCALING OUT



- District Scaling Out: 5 additional high schools
- School-based decisions to join PASL
- Pilot Schools serve as Lead Facilitators
- Summer Leadership PD – June 2015
- Creation PDSA Implementation Plans
- SIDT PLC: On-Going Monthly
- DIDT PLC: Quarterly (Nov/Feb/April/June)



School Board of Broward County, Florida

SCHOOL BOARD MEMBERS

Donna P. Korn, Chair
Dr. Rosalind Osgood, Vice Chair
Robin Bartleman
Heather P. Brinkworth
Patricia Good
Abby Freedman
Laurie Rich Levinson
Ann Murray
Nora Rupert

**Robert W. Runcie, Superintendent of
Schools**

The School Board of Broward County, Florida, prohibits any policy or procedure which results in discrimination on the basis of age, color, disability, gender identity, gender expression, national origin, marital status, race, religion, sex or sexual orientation. Individuals who wish to file a discrimination and/or harassment complaint may call the Director, Equal Educational Opportunities/ADA Compliance Department at 754-321-2150 or Teletype Machine (TTY) 754-321-2158.

